



# Caledonian

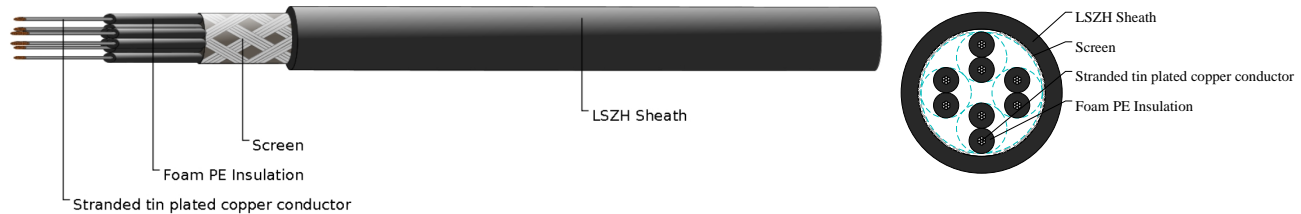
Rolling Stock Cables

www.caledonian-cables.com

marketing@caledonian-cables.com

## RS 485 Databus Cables

FRL-MVB-02YCH-OS-xPyS



## APPLICATIONS

120 Ohm data transmission cables

## VOLTAGE RATING

300/500 V

## CABLE CONSTRUCTION

Multipair Databus RS 485 Single Screened Cable

Conductor: Stranded tin plated copper conductor according to IEC 60228 class 5(0.22mm<sup>2</sup>-1mm<sup>2</sup>)

Insulation: Cross linked foam PE or foam skin PE

Cable Element: Twisted pair

Overall Screen: Copper wire braid

Outer Sheath: Cross linked EVA rubber type EM 104 or equivalent, in accordance with EN 50264-1

## MECHANICAL PROPERTIES

Impedance:120 Ω+/-15 %

Capacitance@1KHz:41 nF/km

Min. Insulation Resistance:5000 MΩ

## CHEMICAL AND ENVIRONMENTAL PROPERTIES

EN 60684-2	No fluorine
EN 50305; EN 60811-2-1	Resistance to mineral oil & fuel oil, acid & alkali
EN 50305	Resistance to ozone

## FIRE PERFORMANCE FOR ROLLING STOCK APPLICATION

EN 50306-2	Hazard levels HL1, HL2, HL3
DIN 5510-2	Protection level 1/2/3/4
BS 6853	Interior use 1a, 1b, II; Exterior use 1a, 1b, II
NF F 16-101	F0
EN45545-2	R15 Interior/ R16 Exterior HL1, HL2, HL3



**Caledonian**

Rolling Stock Cables

www.caledonian-cables.com

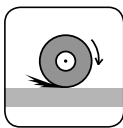
marketing@caledonian-cables.com

## FIRE PERFORMANCE IN GENERAL

EN 50265-2-1; IEC 60332-1-2; NF C 32-070 2.1 (C2)	Vertical flame propagation for a single insulated wire or cable
EN 50266-2-4 + EN 50305; IEC 60332-3-24; NF C 32-070 2.2 (C1); VDE 0472 Teil 804	Vertical flame spread of vertically mounted bunched wires or cables
EN 50268-2; IEC 61034-2; NF C 32-073 ;NF C 20-902; NF F 16 101; VDE 0472 Teil 816	Low Smoke Emission
EN 50267-2-1; IEC 60754-1; NF C 32-074;NF C 20-454; VDE 0472 Teil 815	Halogen Free
EN 50267-2-2/3; IEC 60754-2; NF C 32-074;NF C 20-453; VDE 0472 Teil 813	Low Corrosivity (Acidity & Conductivity)
EN 50305; NF X 70-100; NF F 63 808; TM1-04; BS6853	Low Toxicity
NF F 63 808; BS6853; NF F 16 101	Smoke Index
EN45545-2	Requirement for fire behavior of materials & components R15/R16

## DIMENSION AND PARAMETERS

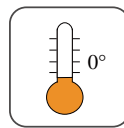
No. of Pairs	Nominal Cross-sectional Area	No./Nominal Diameter of Strands	Approx. Overall Diameter	Nominal Copper Weight
	mm <sup>2</sup>	no./mm	mm	kg/km
4	0.22	7/0.2	6.2	115



Abrasion Retardant



Acid & Alkaline Resistant



Cold Resistant



Corona Resistant



Fire Retardant  
NF C32-070-2.2(C1)  
IEC60332-3-24/EN50266-2-4



Flame Retardant  
NF C32-070-2.1(C2)  
IEC60332-1-2/EN50265-2-1



Highly Flexible



IRM 902  
Mineral Oil Resistant



IRM 903  
Fuel Oil Resistant



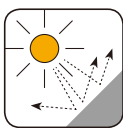
Low Corrosivity  
IEC60754-2/EN50267-2-2/3  
NF C32-074/NF C20-453



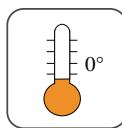
Low Smoke Emission  
IEC 61034-2 / EN 50268-2  
NF C32-073/NF C 20-902



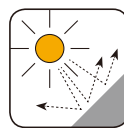
Low Toxicity  
EN 50305; NF X70-100/NF  
F63 808/TM1-04/BS 6853




Ozone Resistant



Resistance To  
Soldering Heat



UV Resistant



Zero Halogen  
IEC 60754-1/EN 50267-2-1  
NF C20-454